


Safety Limit Switch

D4N-2132

Safety Limit Switch, G1/2, 1-conduit, 1NC/1NO (snap-action), Roller Plunger



Image

Actuator	Roller plunger
Operating mechanism	Snap action
Contact form	1NC/1NO
Degree of protection	IP67

Ratings / Performance

As of October 23, 2025

Operating mechanism	Snap action
Actuator	Roller plunger 9.5 dia. x 5 Resin roller
Frequency	50/60 Hz
Contact form	1NC/1NO
Load	General load/Micro load
Conduit	G1/2 Number of conduit: 1
Ambient temperature	Operating: -30 to 70 °C (with no icing)
Ambient humidity	95 %RH max.

Permissible operating frequency	30 operations / 1 minute max.
Contact resistance (Initial value)	25 mΩ max.
Insulation resistance	100 MΩ min.
Impulse withstand voltage	Between each terminal of the same polarities: 2.5 kV Between each terminal of the different polarities: 4 kV Between each terminal and non-live-metallic part: 6 kV
Durability	Mechanical: 15,000,000 operations min.
Vibration resistance	Malfunction: 10 to 55 Hz, 0.75 mm single amplitude
Shock resistance	Destruction: 1000 m/s ² Malfunction: 300 m/s ²
Degree of protection	IP67
Classification of protection against electric shock	Class II (Double insulation)

Operating Force (OF)	Standard value 6.5 N max.
-----------------------------	---------------------------

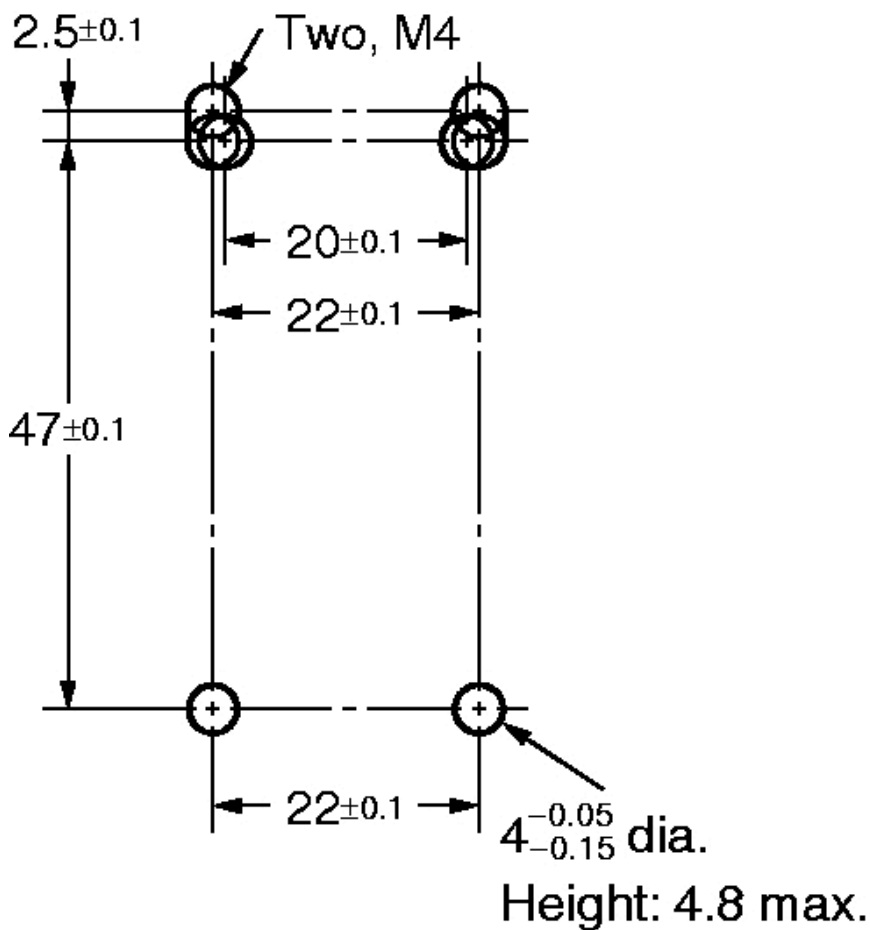
Release Force (RF)	Standard value 1.5 N min.
Pre-Travel (PT)	Standard value 2 mm max.
Movement Differential (MD)	Standard value 1 mm max.
Over-Travel (OT)	Standard value 4 mm min.
Operating Position (OP)	Standard value 28.6±0.8 mm
Total Travel (TT)	Reference value 6 mm
Direct Opening Force	Standard value 20 N min.
Direct Opening Travel	Standard value 3.2 mm min.

As of October 23, 2025

Dimensions

As of October 23, 2025

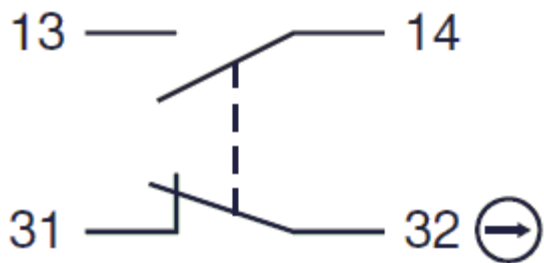
Mounting hole dimensions



As of October 23, 2025

Circuits configuration

As of October 23, 2025



As of October 23, 2025