


Safety Limit Switch

D4N-2120

Safety Limit Switch, G1/2, 1-conduit, 1NC/1NO (snap-action), Roller lever (resin lever, resin roller)



Image

Actuator	Roller lever
Operating mechanism	Snap action
Contact form	1NC/1NO
Degree of protection	IP67

Ratings / Performance

As of October 23, 2025

Operating mechanism	Snap action
Actuator	Roller lever 17.5 dia. x 6.8 Resin lever, Resin roller R26
Frequency	50/60 Hz
Contact form	1NC/1NO
Load	General load/Micro load
Conduit	G1/2 Number of conduit: 1
Ambient temperature	Operating: -30 to 70 °C (with no icing)
Ambient humidity	95 %RH max.

Permissible operating frequency	30 operations / 1 minute max.
Contact resistance (Initial value)	25 mΩ max.
Insulation resistance	100 MΩ min.
Impulse withstand voltage	Between each terminal of the same polarities: 2.5 kV Between each terminal of the different polarities: 4 kV Between each terminal and non-live-metallic part: 6 kV
Durability	Mechanical: 15,000,000 operations min.
Vibration resistance	Malfunction: 10 to 55 Hz, 0.75 mm single amplitude
Shock resistance	Destruction: 1000 m/s ² Malfunction: 300 m/s ²
Degree of protection	IP67
Classification of protection against electric shock	Class II (Double insulation)

Operating Force (OF)	Standard value 5 N max.
-----------------------------	-------------------------

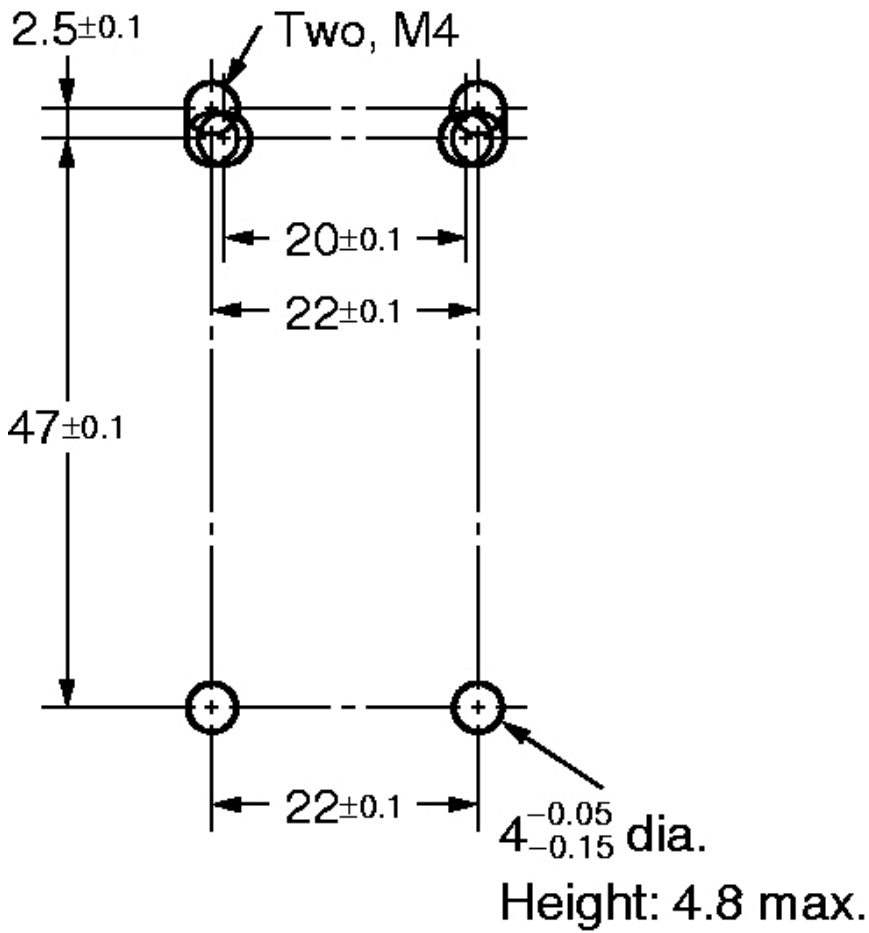
Release Force (RF)	Standard value 0.5 N min.
Pre-Travel (PT)	Standard value 18 to 27 °
Movement Differential (MD)	Standard value 14 ° max.
Over-Travel (OT)	Standard value 40 ° min.
Total Travel (TT)	Reference value 80 °
Direct Opening Force	Standard value 20 N min.
Direct Opening Travel	Standard value 50 ° min.

As of October 23, 2025

Dimensions

As of October 23, 2025

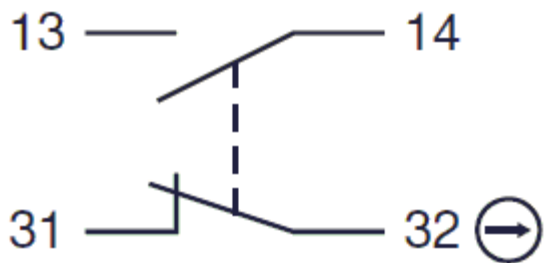
Mounting hole dimensions



As of October 23, 2025

Circuits configuration

As of October 23, 2025



As of October 23, 2025